

ToolDef documentation

Copyright (c) 2010, 2026 Contributors to the Eclipse Foundation

Version v12.0-RC1

Table of Contents

1. Introduction	2
2. ToolDef user manual	4
2.1. ToolDef imports	4
2.2. Importing a Tooldef script	4
2.2.1. Importing a Tooldef script with renaming the script name	5
2.2.2. Importing a ToolDef tool	5
2.3. Importing a Java method	6
2.3.1. Importing from the classpath	6
2.3.2. Importing from an Eclipse Plugin	7
3. Language reference	9
3.1. Syntax	9
3.1.1. Lexical syntax	9
3.1.2. Grammar	13
3.2. Built-in tools and operators	19
3.2.1. Built-in operators	19
3.2.2. Built-in data tools	29
3.2.3. Built-in I/O tools	50
3.2.4. Built-in generic tools	52
3.2.5. Built-in path tools	58
3.2.6. Built-in file tools	62
4. ToolDef interpreter	75
4.1. Command line	75
4.2. ESCET IDE	75
5. ToolDef release notes	76
5.1. Version 12.0	76
5.2. Version 11.0 (2026-03-31)	76
5.3. Version 10.0 (2025-12-19)	76
5.4. Version 9.0 (2025-09-30)	76
5.5. Version 8.0 (2025-06-30)	76
5.6. Version 7.0 (2025-03-31)	77
5.7. Version 6.0 (2024-12-20)	77
5.8. Version 5.0 (2024-10-03)	77
5.9. Version 4.0 (2024-06-30)	77
5.10. Version 3.0 (2024-03-31)	78
5.11. Version 2.0 (2023-12-22)	78
5.12. Version 1.0 (2023-09-30)	78
5.13. Version 0.10 (2023-06-30)	78
5.14. Version 0.9 (2023-03-31)	79

5.15. Version 0.8 (2022-12-21)	79
5.16. Version 0.7 (2022-09-30)	79
5.17. Version 0.6 (2022-07-07)	79
5.18. Version 0.5 (2022-03-29)	80
5.19. Version 0.4 (2021-12-17)	80
5.20. Version 0.3 (2021-10-01)	80
5.21. Version 0.2 (2021-07-07)	80
5.22. Version 0.1 (2021-04-02)	80
6. Legal	81
Index	83

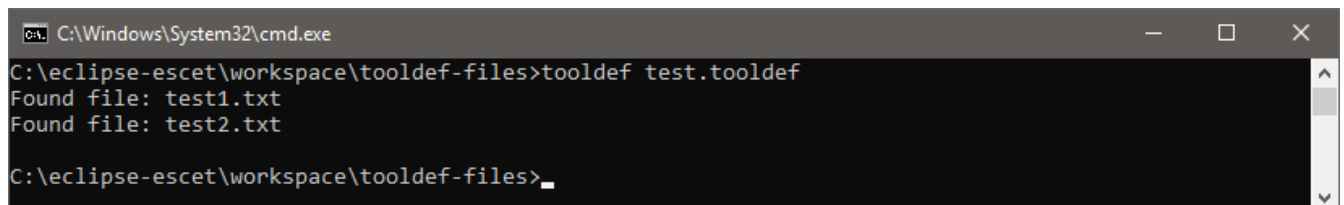
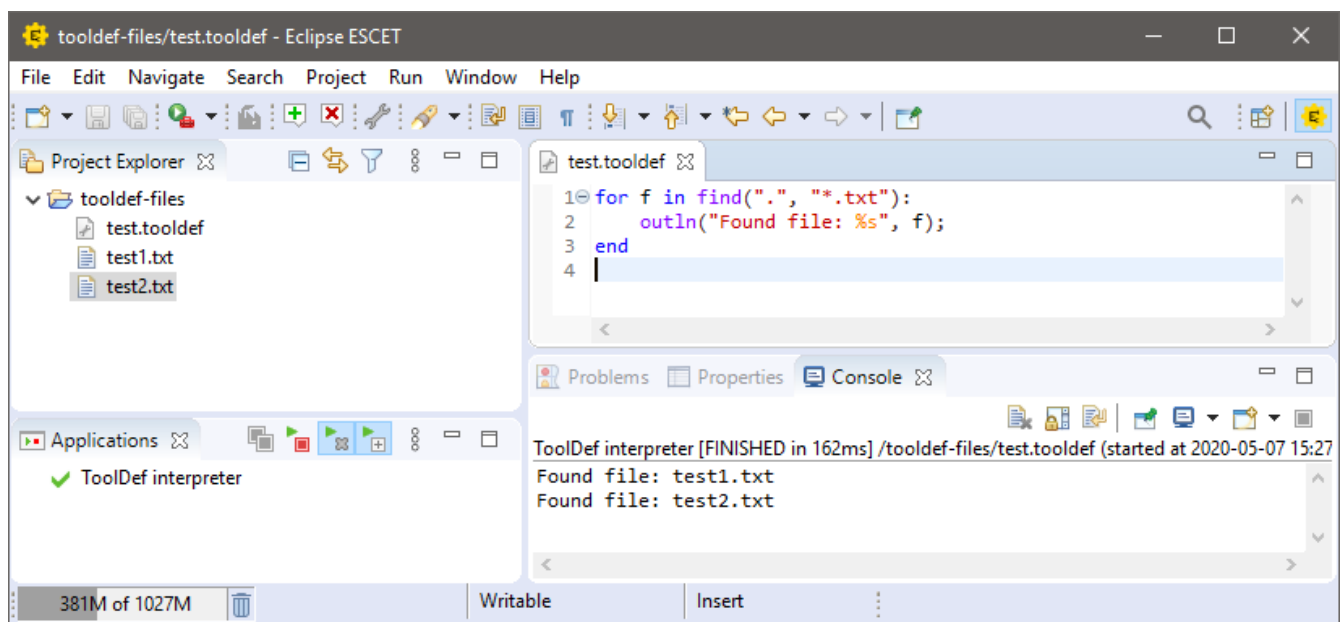
ToolDef is a cross-platform and machine-independent scripting language. It supports command line execution, but is also available as plug-in for the [Eclipse IDE](#), providing an integrated development experience.

ToolDef is one of the tools of the Eclipse ESCET™ project. Visit the [project website](#) for downloads, installation instructions, source code, general tool usage information, information on how to contribute, and more.

The documentation consists of:

- [ToolDef user manual](#)
- [ToolDef language reference manual](#)
- [ToolDef interpreter](#)
- [ToolDef release notes](#)
- [Legal information](#)

Some screenshots of ToolDef editing and execution:



Chapter 1. Introduction

The ToolDef language features the following concepts:

- Simple and intuitive syntax makes it easy to writing scripts.
- A large number of built-in data types, including booleans, integers, longs, doubles, strings, lists, sets, maps, tuples, and objects.
- Static typing allows to catch simple mistakes.
- The type system is compatible with [Java](#), allowing easy integration with existing Java code.
- A large library of useful built-in operators and tools, including tools to write to the console, to start applications or execute other ToolDef scripts, to manipulate paths, to interact with files and directories, and to manipulate data of the various supported data types.
- Easy to extend with new tools, written in ToolDef itself, or in [Java](#).
- Tools can be parameterized with types.
- Tools can be overloaded.
- Tools can have optional parameters.
- Tools can have a variable number of arguments.
- Tool invocations can use both positional and named arguments.
- Tools can return a single value, multiple values, or no values at all.
- Automatic type widening.
- Type declarations allow for reuse.
- Value semantics for ease of use.
- The usual imperative statements, including assignments, tool invocation, `if` statement, `for` statement, `while` statement, `return` statement, `exit` statement, `break` statement, and `continue` statement.
- Powerful assignment statement, including partial variable assignment, and multi-assignments.
- Variable declarations as statements, allowing variables to be declared in the middle of scripts, or in scopes, such as in bodies of `for` statements.
- Powerful `for` statement, allowing tuple unpacking, and iteration over values of various data types.
- A powerful import mechanism, allowing reuse of scripts, tools, and code.
- A registered library mechanism, allowing easy importing of libraries of tools.
- Platform independent path handling, allowing a single script with relative paths to be executed on Window, Linux, and macOS.

For more information, see also the [language reference](#) documentation.

The ToolDef tooling features:

- Platform and machine independent execution of ToolDef scripts, on Microsoft Windows, Linux, and macOS.
- Command line execution.
- Tight integration with the ESCET IDE.
- User-friendly error messages.

For more information, see also the [ToolDef interpreter](#) documentation.

Chapter 2. ToolDef user manual



Currently, the user manual is highly incomplete. Contributions are welcome.

The documentation in the user manual aims to explain the features of the ToolDef language in a practical (often hands-on) way. It does not aim to explain all the details, please consult the [ToolDef language reference manual](#) for such information.

2.1. ToolDef imports

- [Importing a Tooldef script](#)
- [Importing a Java method](#)

2.2. Importing a Tooldef script

Assume you already wrote a ToolDef script with some tools. For example:

```
// incdec.tooldef

tool int inc(int v):
  return v + 1;
end

tool int dec(int v):
  return v - 1;
end
```

Arguably, these are not the most interesting tools, but suppose you want to use the `inc` tool in another ToolDef script. Obviously, one way to do that is to copy the entire tool to the other script. But then you have two copies of the same tool in two different scripts, and keeping them consistent with each other can be complicated, especially when you have many tools or many copies.

The alternative is to import the `incdec.tooldef` script into the other ToolDef script, by

```
import "incdec.tooldef";

outln("Result: %d", incdec.inc(1));
```

The import makes all tools of the imported script available under the name of the imported file. In the above example, after the `import "incdec.tooldef"`, the tools `incdec.inc` and `incdec.dec` are available and they can be used like any other tool. In the example, the first tool from `incdec.tooldef` is executed.

2.2.1. Importing a Tooldef script with renaming the script name

As you can see above, the import uses the `incdec` name of the imported script. That may cause trouble if a script already uses that name for a different purpose. The solution is to supply a different name to the import statement:

```
import "incdec.tooldef" as imported;

tool int incdec(int a):
  ...
end

outln("Result: %d", imported.inc(1));
```

The import statement is extended with `as imported`. This means that the tools in the `incdec.tooldef` script will be made available under the `imported` name instead of under the `incdec` name. That makes the `incdec` name available for use by the local `tool int incdec(int a)` tool.

2.2.2. Importing a ToolDef tool

In the import examples above, complete ToolDef scripts were imported. Tools inside the script then become available in the imported script. The advantage of this behavior is that it is easy to understand where a tool is defined in the ToolDef files. This is particularly useful in large or complicated ToolDef scripts.

However, sometimes it can be useful to be able to directly import a tool itself rather than the script containing it. This can be achieved with the `from` import form, like:

```
from "incdec.tooldef" import inc;

outln("Result: %d", inc(1));
```

In the example, the `inc` tool becomes available by its own name, as if you defined it locally. The import did not mention the `dec` tool. This tool is therefore not available after the above import.

You can however import more than one tool at the same time, by listing all tools to import. For example:

```
from "incdec.tooldef" import inc, dec;
```

This imports both the `inc` and the `dec` tool from the `incdec.tooldef` script.

To avoid problems with trying using the same name for more than one tool, the `from` form of import also allows renaming a tool during import. For example:


```
from "incdec.tooldef" import inc as add_one;
```

This line imports the `inc` tool, but the imported tool is additionally renamed to `add_one`.

Finally, the `from` form has a shortcut to import all tools from a script:

```
from "incdec.tooldef" import *;
```

This import line makes all tools in `incdec.tooldef` available. The advantage of the `*` import is that the import line is very short. The disadvantage of importing tools in this way is that the line now does not explicitly list what is being imported. If you import several scripts in this way, it may become hard to understand what exactly was imported and where a tool is imported from. Therefore, use of the `*` import is generally discouraged for larger scripts and for scripts with many imports.

2.3. Importing a Java method

Besides importing other ToolDef scripts or its tools, the ToolDef language also allows to import other functionality. As the ToolDef language is implemented in Java, importing other functionality takes the form of importing static Java methods. You can import Java methods under the following conditions:

- It must import static Java methods.
- The parameter types and return types of imported methods must only use Java data types that are supported by the Tooldef language:
 - The Java types `boolean`, `int`, `long`, `double`, `Boolean`, `Integer`, `Long`, `Double`, `String` and `Object` are supported.
 - The Java types of the methods can have type parameters, like `T` in `List<T>`. Supported commonly used parameterized types are `List<T>`, `Set<T>` and `Map<T, U>`. If specified, the type of the type parameters `T` and `U` must again be Java types that are supported. The wildcard type `?` can be used to import methods with unknown or irrelevant types, but the values cannot be used then since they become `Object`.
 - Finally, arrays with supported element types are supported as well. These are converted to lists.

2.3.1. Importing from the classpath

Importing a method that exists in a class available from the classpath is done by giving the absolute name of the method. Note that unlike the ToolDef imports, the Java method imports do not use strings. It uses bare names, without double quotes around them.

As an example, you can convert a number to its notation in the binary [numeral system](#) using the `java.lang.Integer.toString` method. Using this Java method in a ToolDef script is done as follows:

```
import java.lang.Integer.toString;

outln("%s", toString(123));
```

In the example, the value `123` is converted. Running the script produces `1111011`, which is the `123` value in the binary number system.

Imported methods can be renamed in a similar manner as [renaming imported tools or ToolDef scripts](#). For example:

```
import java.lang.Integer.toString as toBin;
```

This import makes the same method available, except its name in the ToolDef script is now `toBin`. Using this import is done with for example `toBin(123)`.

2.3.2. Importing from an Eclipse Plugin

The ESCET toolkit consists of many Eclipse plugins. Other software available on the Eclipse platform also uses plugins. Being able to access methods of such plugins is therefore also useful.

ToolDef supports usage of static methods from Eclipse plugins. These imports work in the same way as import of ToolDef tools, except they first state the name of the plugin to access. For example, the ESCET toolkit has a `makeInitialUppercase` method to change the initial character of a string to upper case, in ESCET's `org.eclipse.escet.common.java` plugin. To import that method into ToolDef, you use the following import:

```
import
org.eclipse.escet.common.java:org.eclipse.escet.common.java.Strings.makeInitialUppercase
as toInitialUpper;
```

The line may seem confusing at first sight, but that is due to the convention to give a plugin the same name as the name of its outermost Java package. The `org.eclipse.escet.common.java` before the colon is the name of the plugin that contains the static method. Within this plugin, the second name `org.eclipse.escet.common.java.Strings.makeInitialUppercase` is the absolute name of the static `makeInitialUppercase` method that should be imported. The `as toInitialUpper` part renames the selected method in ToolDef to `toInitialUpper`. If you omit the last part, the method becomes available in ToolDef as `makeInitialUppercase` instead.

After the import, the imported method can be used. For example, after the import the ToolDef statement `toInitialUpper("it works!")` returns the string `"It works!"`.

Chapter 3. Language reference

The documentation in this language reference manual serves as reference. It is not intended to be read from beginning to end, but more to look up specific information when needed. The reference documentation generally provides detailed and complete information, but this information may not always be presented in the most accessible way.

The information is divided into categories. The following categories and information is part of the language reference documentation:

Syntax

- [Lexical syntax](#)
- [Grammar](#)

Built-in tools and operators

- [Built-in operators](#)
- [Built-in data tools](#)
- [Built-in I/O tools](#)
- [Built-in generic tools](#)
- [Built-in path tools](#)
- [Built-in file tools](#)

3.1. Syntax

3.1.1. Lexical syntax

This page describes the ToolDef lexical syntax.

Keywords

General

as	else	if	map	tool
bool	end	import	null	true
break	exit	in	object	tuple
continue	false	int	return	type
double	for	list	set	while
elif	from	long	string	

Operators

and	div	mod	not	or
-----	-----	-----	-----	----

Built-in data tools

abs	enumerate	log	reverse	str
ceil	floor	lower	round	strdup
contains	fmt	ltrim	rtrim	subset
del	indexof	max	size	trim
delidx	join	min	sorted	upper
empty	keys	pow	split	values
endswith	lastindexof	range	sqrt	
entries	ln	replace	startswith	

Built-in I/O tools

err	errln	out	outln
-----	-------	-----	-------

Built-in generic tools

app	exec	tooldef
-----	------	---------

Built-in path tools

abspath	dirname
basename	fileext
chdir	hasfileext
chfileext	pathjoin
curdir	scriptpath

Built-in file tools

cpdir	filenewer	isfile	readlines
cpfile	filesize	mkdir	rmdir
diff	find	mkdir	rmfile
exists	isdir	mvfile	writefile

Terminals

Besides the keyword terminals listed above, ToolDef features several other terminals:

IDENTIFIERTK

An identifier. Defined by the regular expression: `[$]?[a-zA-Z_][a-zA-Z0-9_]*`. They thus consist of letters, numbers and underscore characters (`_`). Identifiers may not start with a numeric digit. Keywords take priority over identifiers. To use a keyword as an identifier, prefix it with a `$` character. The `$` is not part of the identifier name.

Examples:

```
apple      // identifier
bear       // identifier
int        // keyword
$int       // identifier 'int' (override keyword priority with $)
```

RELATIVENAMETK

A name. Defined by the regular expression: `[$]?[a-zA-Z_][a-zA-Z0-9_]*(\.[a-zA-Z_][a-zA-Z0-9_]*)+`. It thus consists of two or more **IDENTIFIERTK** joined together with periods (`.`).

Examples:

```
some_library.some_tool
```

NUMBERTK

An integer literal. Defined by the regular expression: `0|[1-9][0-9]*`. Integers thus consist of numeric digits. Only for the number `0` may an integer literal start with `0`. E.g. `02` is invalid.

Examples:

```
0
1
123
```

DOUBLETK

A double literal. Defined by the regular expression: `(0|[1-9][0-9]*)(\.[0-9]+|(\.[0-9]+)?[eE](\+|\-)?[0-9]+)`. Simple double literals consist of an integer literal followed by a period (`.`) and some numeric digits. Double literals using scientific notation start with either an integer literal or a simple double literal. They then contain either an `e` or `E`, followed by the exponent. The exponent consists of numeric digits, optionally preceded by `+` or `-`.

Examples:

```
0.0
1e5
1E+03
1.05e-78
```

STRINGTK

A string literal. Defined by the regular expression: `\"([^\\"\\n]|\\[nt\\\"])*\"`. String literals are enclosed in double quotes (`"`). String literals must be on a single line and must thus not include new line characters (`\n`, Unicode U+0A). To include a double quote (`"`) in a string literal, it must be escaped as `\`. Since a backslash (`\`) serves as escape character, to include a backslash in a string literal it must be escaped as `\\`. To include a tab character in a string literal, use `\t`. To include a newline in a string literal, use `\n`.

Examples:

```
"hello world"
"first line\nsecond line"
```

Whitespace

ToolDef supports spaces, tabs, and new line characters as whitespace. Whitespace is ignored (except in string literals), but can be used to separate tokens as well as for layout purposes. The use of tab characters is allowed, but should be avoided if possible, as layout will be different for text editors with different tab settings. You may generally format a ToolDef script as you see fit, and start on a new line when desired.

Examples:

```
// Normal layout.
int x = 5;

// Alternative layout.
int
  x    =
    5
  ;
```

Comments

ToolDef features two types of comments. Single line comments start with `//` and end at end of the line. Multi line comments start with `/*` and end at `*/`. Comments are ignored.

Examples:

```
int x = 5; // Single line comment.

int /* some comment */ x = /* some
    more comments
    and some more
    end of the multi line comment */ 5;
```

3.1.2. Grammar

Below, the [grammar](#) of the ToolDef language is shown, in a form closely resembling [Backus-Naur Form](#) (BNF). The [Script non-terminal](#) is the [start symbol](#) of the grammar. Text between quotes are terminals. Names using only upper case letters are defined in the [lexical syntax](#). The remaining names are the non-terminals of the grammar.

```
Script : /* empty */
        | Decls
        ;

Decls : Decl
        | Decls Decl
        ;

Decl : Import
      | "type" TypeDecls ";"
      | "tool" IDENTIFIERTK OptTypeParams ToolParameters ":" OptStatements "end"
      | "tool" Types IDENTIFIERTK OptTypeParams ToolParameters ":" OptStatements "end"
      | Statement
      ;

Import : "import" STRINGTK ";"
        | "import" STRINGTK "as" IDENTIFIERTK ";"
        | "import" Name ";"
        | "import" Name "as" IDENTIFIERTK ";"
        | "import" Name ":" Name ";"
        | "import" Name ":" Name "as" IDENTIFIERTK ";"
        | "from" STRINGTK "import" ImportParts ";"
        ;

ImportParts : "*"
             | IDENTIFIERTK
             | IDENTIFIERTK "as" IDENTIFIERTK
             | ImportParts "," "*"
             | ImportParts "," IDENTIFIERTK
             | ImportParts "," IDENTIFIERTK "as" IDENTIFIERTK
             ;
```



```
TypeDecls : TypeDecl  
          | TypeDecls "," TypeDecl  
          ;
```

```
TypeDecl : IDENTIFIERTK "=" Type  
          ;
```

```
OptTypeParams : /* empty */  
              | "<" Names ">"  
              ;
```

```
ToolParameters : "(" ")"  
              | "(" ToolParams ")"  
              ;
```

```
ToolParams : Type ToolParam  
           | Type "..." ToolParam  
           | ToolParams "," Type ToolParam  
           | ToolParams "," Type "..." ToolParam  
           ;
```

```
ToolParam : IDENTIFIERTK  
          | IDENTIFIERTK "=" Expression  
          ;
```

```
OptStatements : /* empty */  
              | OptStatements Statement  
              ;
```

```
Statement : Type VarDecls ";"  
          | "while" Expression ":" OptStatements "end"  
          | "while" Expression "::" Statement  
          | "for" AddressableDecls "in" Expression ":" OptStatements "end"  
          | "for" AddressableDecls "in" Expression "::" Statement  
          | "if" Expression ":" OptStatements OptElifStatements OptElseStatement "end"  
          | "if" Expression "::" Statement  
          | "break" ";"  
          | "continue" ";"  
          | Addressables "=" Expressions ";"  
          | "return" ";"  
          | "return" Expressions ";"  
          | ToolInvokeExpression ";"  
          | "exit" ";"  
          | "exit" Expression ";"  
          ;
```

```
VarDecls : VarDecl  
         | VarDecls "," VarDecl  
         ;
```

```

VarDecl : IDENTIFIERTK
        | IDENTIFIERTK "=" Expression
        ;

OptElifStatements : /* empty */
                  | OptElifStatements "elif" Expression ":" OptStatements
                  ;

OptElseStatement : /* empty */
                  | "else" OptStatements
                  ;

AddressableDecls : AddressableDecl
                  | AddressableDecls "," AddressableDecl
                  ;

AddressableDecl : IDENTIFIERTK
                  | "(" AddressableDecl "," AddressableDecls ")"
                  ;

Addressables : Addressable
              | Addressables "," Addressable
              ;

Addressable : IDENTIFIERTK
              | IDENTIFIERTK Projections
              | "(" Addressable "," Addressables ")"
              ;

Projections : Projection
              | Projections Projection
              ;

Projection : "[" Expression "]"
            ;

Types : Type
        | Types "," Type
        ;

Type : "bool"
      | "bool" "?"
      | "int"
      | "int" "?"
      | "long"
      | "long" "?"
      | "double"
      | "double" "?"
      | "string"
      | "string" "?"
      | "list" Type

```

```

| "list" "?" Type
| "set" Type
| "set" "?" Type
| "map" "(" Type ":" Type ")"
| "map" "?" "(" Type ":" Type ")"
| "tuple" "(" Type "," Types ")"
| "tuple" "?" "(" Type "," Types ")"
| "object"
| "object" "?"
| Name
;

```

```

Expressions : Expression
            | Expressions "," Expression
            ;

```

```

OptExpression : /* empty */
              | Expression
              ;

```

```

Expression : AndExpression
           | Expression "or" AndExpression
           ;

```

```

AndExpression : CompareExpression
              | AndExpression "and" CompareExpression
              ;

```

```

CompareExpression : AddExpression
                  | CompareExpression "<" AddExpression
                  | CompareExpression "<=" AddExpression
                  | CompareExpression "==" AddExpression
                  | CompareExpression "!=" AddExpression
                  | CompareExpression ">=" AddExpression
                  | CompareExpression ">" AddExpression
                  ;

```

```

AddExpression : MulExpression
              | AddExpression "-" MulExpression
              | AddExpression "+" MulExpression
              ;

```

```

MulExpression : UnaryExpression
              | MulExpression "*" UnaryExpression
              | MulExpression "/" UnaryExpression
              | MulExpression "div" UnaryExpression
              | MulExpression "mod" UnaryExpression
              ;

```

```

UnaryExpression : ProjExpression
               | "-" UnaryExpression

```

```

        | "+" UnaryExpression
        | "not" UnaryExpression
        ;

ProjExpression : ExpressionFactor
        | ProjExpression "[" Expression "]"
        | ProjExpression "[" OptExpression ":" OptExpression "]"
        ;

ExpressionFactor : "true"
        | "false"
        | NUMBERTK
        | DOUBLETK
        | "null"
        | STRINGTK
        | "<" Type ">" ExpressionFactor
        | "[" "]"
        | "[" Expressions OptComma "]"
        | "{" "}"
        | "{" Expressions OptComma "}"
        | "{" MapEntries OptComma "}"
        | "(" Expression "," Expressions OptComma ")"
        | "(" Expression ")"
        | ToolInvokeExpression
        | Name
        ;

MapEntries : Expression ":" Expression
        | MapEntries "," Expression ":" Expression
        ;

ToolInvokeExpression : ToolRef "(" ToolArgs OptComma ")"
        | ToolRef "(" ")"
        ;

ToolRef : BuiltInTool
        | Name
        ;

BuiltInTool : BuiltInIoTool
        | BuiltInGenericTool
        | BuiltInPathTool
        | BuiltInFileTool
        | BuiltInDataTool
        ;

ToolArgs : Expression
        | IDENTIFIERTK "=" Expression
        | ToolArgs "," Expression
        | ToolArgs "," IDENTIFIERTK "=" Expression
        ;

```

```
Names : Name
      | Names "," Name
      ;

Name : IDENTIFIERTK
     | RELATIVENAMETK
     ;

OptComma : /* empty */
         | ","
         ;

BuiltInIoTool : "err"
              | "errln"
              | "out"
              | "outln"
              ;

BuiltInGenericTool : "app"
                   | "exec"
                   | "tooldef"
                   ;

BuiltInPathTool : "abspath"
                | "basename"
                | "chdir"
                | "chfileext"
                | "curdir"
                | "dirname"
                | "fileext"
                | "hasfileext"
                | "pathjoin"
                | "scriptpath"
                ;

BuiltInFileTool : "cpdir"
                | "cpfile"
                | "diff"
                | "exists"
                | "filenewer"
                | "filesize"
                | "find"
                | "isdir"
                | "isfile"
                | "mkdir"
                | "mvdire"
                | "mvfile"
                | "readlines"
                | "rmdir"
                | "rmfile"
```

```
        | "writefile"  
        ;  
  
BuiltInDataTool : "abs"  
        | "ceil"  
        | "contains"  
        | "del"  
        | "delidx"  
        | "empty"  
        | "endswith"  
        | "entries"  
        | "enumerate"  
        | "floor"  
        | "fmt"  
        | "indexof"  
        | "join"  
        | "keys"  
        | "lastindexof"  
        | "ln"  
        | "log"  
        | "lower"  
        | "ltrim"  
        | "max"  
        | "min"  
        | "pow"  
        | "range"  
        | "replace"  
        | "reverse"  
        | "round"  
        | "rtrim"  
        | "size"  
        | "sorted"  
        | "split"  
        | "sqrt"  
        | "startswith"  
        | "str"  
        | "strdup"  
        | "subset"  
        | "trim"  
        | "upper"  
        | "values"  
        ;
```

3.2. Built-in tools and operators

3.2.1. Built-in operators

This page describes the built-in operators:

- not
- and
- or
- + (unary)
- - (unary)
- + (binary)
- - (binary)
- *
- /
- div
- mod
- <
- <=
- >
- >=
- ==
- !=

The signatures of the operators are given using tool headers, to show the name of the operator, the types of the arguments, and the type of the resulting value. Operators however, can not be used by means of tool invocations. Operators with one argument are put directly before the argument (e.g. `not true`, `-5`), while operators with two arguments are put between the arguments (e.g. `true and false`, `1 + 3`).

not operator

```
tool bool not(bool arg)
```

Returns the logical inverse of a boolean value.

Arguments

arg

The boolean value.

Returns

The logical inverse result.

and operator

```
tool bool  and(bool left, bool right)
tool set T and<T>(set T left, set T right)
```

Returns the conjunction of two boolean values, or the intersection of two sets. For boolean values, the operator uses short circuit evaluation. That is, the **right** argument is only evaluated if necessary, i.e. only if the **left** argument evaluates to **true**.

Type parameters

T

The type of the elements of the set.

Arguments

left

The first boolean value or set.

right

The second boolean value or set.

Returns

The conjunction or intersection result.

or operator

```
tool bool  or(bool left, bool right)
tool set T or<T>(set T left, set T right)
```

Returns the disjunction of two boolean values, or the union of two sets. For boolean values, the operator uses short circuit evaluation. That is, the **right** argument is only evaluated if necessary, i.e. only if the **left** argument evaluates to **false**.

Type parameters

T

The type of the elements of the set.

Arguments

left

The first boolean value or set.

right

The second boolean value or set.

Returns

The disjunction or union result.

+ operator (unary)

```
tool int    +(int arg)
tool long   +(long arg)
tool double +(double arg)
```

Returns the unary plus of an integer, long, or double value. This is essentially the [identity function](#).

Arguments

arg

The integer, long, or double value.

Returns

The integer, long, or double value.

+ operator (binary)

```
tool int      +(int left, int right)
tool long     +(long left, long right)
tool double   +(double left, double right)
tool string   +(string left, string right)
tool list T   +<T>(list T left, list T right)
tool map(K:V) +<K, V>(map(K:V) left, map(K:V) right)
```

Returns the addition of two integer, long, or double numbers, the concatenation of two strings or lists, or the update of a first map with the entries of a second map. For two maps, essentially, the entries of the first map are overwritten by the entries of the second map, while entries for new keys are added.

Type parameters

T

The type of the elements of the list.

K

The type of the keys of the map.

V

The type of the values of the map.

Arguments

left

The first integer, long, or double number, string, list, or map.

right

The second integer, long, or double number, string, list, or map.

Returns

The addition, concatenation, or map update result.

Runtime errors

- If the operation results in overflow (for integer, long, and double numbers only).

- operator (unary)

```
tool int    -(int arg)
tool long   -(long arg)
tool double -(double arg)
```

Returns the negation of an integer, long, or double value.

Arguments

arg

The integer, long, or double value.

Returns

The negation result.

Runtime errors

- If the operation results in overflow.

- operator (binary)

```
tool int    -(int left, int right)
```

```
tool long      -(long left, long right)
tool double    -(double left, double right)
tool set T      -<T>(set T left, set T right)
tool map(K:V)  -<K, V>(map(K:V) left, list K right)
tool map(K:V)  -<K, V>(map(K:V) left, set K right)
tool map(K:V)  -<K, V, V2>(map(K:V) left, map(K:V2) right)
```

Returns the subtraction of two integer, long, or double numbers, the set difference of two sets, the map with the keys from the list removed from it, the map with the keys from the set removed from it, or the first map with the keys from the second map removed from it.

Type parameters

T

The type of the elements of the list.

K

The type of the keys of the map.

V

The type of the values of the map.

Arguments

left

The first integer, long, or double number, the first set, or the (first) map.

right

The second integer, long, or double number, the (second) set, the list, or the second map.

Returns

The subtraction, set difference, or map removal result.

Runtime errors

- If the operation results in overflow (for integer, long, and double numbers only).

*** operator**

```
tool int      *(int left, int right)
tool long     *(long left, long right)
tool double   *(double left, double right)
```

Returns the multiplication of two integer, long, or double numbers.

Arguments

left

The first integer, long, or double number.

right

The second integer, long, or double number.

Returns

The multiplication result.

Runtime errors

- If the operation results in overflow.

/ operator

```
tool double /(double left, double right)
```

Returns the division of two double numbers.

*Arguments***left**

The first double number.

right

The second double number.

Returns

The division result.

Runtime errors

- If the operation results in overflow or division by zero.

div operator

```
tool int div(int left, int right)
tool long div(long left, long right)
```

Returns the integer division of two integer or long numbers.

Arguments

left

The first integer or long number.

right

The second integer or long number.

Returns

The integer division result.

Runtime errors

- If the operation results in overflow or division by zero.

mod operator

```
tool int  mod(int left, int right)
tool long mod(long left, long right)
```

Returns the modulus of two integer or long numbers.

Arguments

left

The first integer or long number.

right

The second integer or long number.

Returns

The modulus result.

Runtime errors

- If the operation results in division by zero.

< operator

```
tool bool <(int left, int right)
tool bool <(long left, long right)
tool bool <(double left, double right)
```

Returns whether the first integer, long, or double number is less than the second integer, long, or double number.

Arguments

left

The first integer, long, or double number.

right

The second integer, long, or double number.

Returns

true if the first number is less than the second number, **false** otherwise.

<= operator

```
tool bool <=(int left, int right)
tool bool <=(long left, long right)
tool bool <=(double left, double right)
```

Returns whether the first integer, long, or double number is less than or equal to the second integer, long, or double number.

Arguments

left

The first integer, long, or double number.

right

The second integer, long, or double number.

Returns

true if the first number is less than or equal to the second number, **false** otherwise.

> operator

```
tool bool >(int left, int right)
tool bool >(long left, long right)
tool bool >(double left, double right)
```

Returns whether the first integer, long, or double number is greater than the second integer, long, or double number.

Arguments

left

The first integer, long, or double number.

right

The second integer, long, or double number.

Returns

true if the first number is greater than the second number, **false** otherwise.

>= operator

```
tool bool >=(int left, int right)
tool bool >=(long left, long right)
tool bool >=(double left, double right)
```

Returns whether the first integer, long, or double number is greater than or equal to the second integer, long, or double number.

Arguments

left

The first integer, long, or double number.

right

The second integer, long, or double number.

Returns

true if the first number is greater than or equal to the second number, **false** otherwise.

== operator

```
tool bool ==<T>(T left, T right)
```

Returns whether the first value is equal to the second value.

Type parameters

T

The type of the values.

Arguments

left

The first value. May be **null**.

right

The second value. May be **null**.

Returns

true if the first value is equal to the second value, **false** otherwise.

!= operator

```
tool bool !=<T>(T left, T right)
```

Returns whether the first value is unequal to the second value.

Type parameters

T

The type of the values.

Arguments

left

The first value. May be **null**.

right

The second value. May be **null**.

Returns

true if the first value is unequal to the second value, **false** otherwise.

3.2.2. Built-in data tools

This page describes the built-in data tools:

- [abs](#)
- [ceil](#)
- [contains](#)
- [del](#)
- [delidx](#)
- [empty](#)
- [endswith](#)

- [entries](#)
- [enumerate](#)
- [floor](#)
- [fmt](#)
- [indexof](#)
- [join](#)
- [keys](#)
- [lastindexof](#)
- [ln](#)
- [log](#)
- [lower](#)
- [ltrim](#)
- [max](#)
- [min](#)
- [pow](#)
- [range](#)
- [replace](#)
- [reverse](#)
- [round](#)
- [rtrim](#)
- [size](#)
- [sorted](#)
- [split](#)
- [sqrt](#)
- [startswith](#)
- [str](#)
- [strdup](#)
- [subset](#)
- [trim](#)
- [upper](#)
- [values](#)

abs tool

```
tool int    abs(int x)
tool long   abs(long x)
tool double abs(double x)
```

Returns the absolute value of an integer, long, or double number.

Parameters

x

The integer, long, or double number.

Returns

The absolute value.

Runtime errors

- If the operation results in overflow (for integer and long numbers only).

ceil tool

```
tool long ceil(double x)
```

Returns the given double number rounded to a whole long number, towards positive infinity.

Parameters

x

The double number.

Returns

The double number rounded to a whole long number, towards positive infinity.

Runtime errors

- If the operation results in overflow.

contains tool

```
tool bool contains(string whole, string part)
tool bool contains<T>(list T $list, T elem)
tool bool contains<T>(set T $set, T elem)
tool bool contains<K,V>(map(K:V) $map, K key)
```

Returns whether a given string is contained in another given string, a given value is contained in a given list, a given value is contained in a given set, or a given value is a key of a given map.

Type parameters

T

The type of the elements of the list or set.

K

The type of the keys of the map.

V

The type of the values of the map.

Parameters

whole, list, set, map

The whole string, the list, the set, or the map.

part, elem, key

The part string (potentially contained in the whole string), or the value (potential element of the list or set, or potential key of the map).

Returns

true if the part string is contained in the whole string, if the value is contained in the list, if the value is contained in the set, or if the value is a key of the map, **false** otherwise.

del tool

```
tool list T    del<T>(list T $list, T elem)
tool set T     del<T>(set T $set, T elem)
tool map(K:V) del<K,V>(map(K:V) $map, K key)
```

Returns the given list with all occurrences of the given element removed from it, the given set with the given element removed from it, or the given map with the given entry with the given key removed from it. If the element or key does not exist, the list, set or map is returned unmodified.

Type parameters

T

The type of the elements of the list or set.

K

The type of the keys of the map.

V

The type of the values of the map.

Parameters

list, set, map

The list, set, or map.

elem, key

The element or key to remove. May be `null`.

Returns

The list with all occurrences of the element removed from it, the set with the element removed from it, or the map with the entry with the given key removed from it.

delidx tool

```
tool list T delidx<T>(list T $list, int index)
```

Removes an element from a list, and returns the list without that element.

Type parameters

T

The type of the elements of the list.

Parameters

list

The list.

index

The 0-based index into the list of the element to remove. Negative indices are allowed, and count from the right.

Returns

The list with the element removed from it.

Runtime errors

- If the index is out of bounds for the list.

empty tool

```
tool bool empty(string x)
tool bool empty<T>(list T x)
tool bool empty<T>(set T x)
tool bool empty<K,V>(map(K:V) x)
```

Returns whether a given string, list, set, or map is empty (no characters, elements, or entries).

Type parameters

T

The type of the elements of the list or set.

K

The type of the keys of the map.

V

The type of the values of the map.

Parameters

x

The string, list, set, or map.

Returns

true if the given string, list, set, or map is empty, **false** otherwise.

endswith tool

```
tool bool endswith(string whole, string suffix)
```

Returns whether the first given string ends with the second given string. For an empty suffix, always returns **true**.

Parameters

whole

The first given string.

suffix

The second given string.

Returns

true if the first given string ends with the second given string, **false** otherwise.

entries tool

```
tool list tuple(K, V) entries<K,V>(map(K:V) $map)
```

Returns a list with 2-tuples of keys and values for all entries of the given map.

Type parameters

K

The type of the keys of the map.

V

The type of the values of the map.

Parameters

map

The map.

Returns

The list with 2-tuples of keys and values for all entries of the given map.

enumerate tool

```
tool list tuple(int, T) enumerate<T>(list T $list)
```

Returns a list with 2-tuples of 0-based indices and elements for all elements of the given list.

Type parameters

T

The type of the elements of the list.

Parameters

list

The list.

Returns

The list with 2-tuples of 0-based indices and elements for all elements of the given list.

floor tool

```
tool long floor(double x)
```

Returns the given double number rounded to a whole long number, towards negative infinity.

Parameters

x

The double number.

Returns

The double number rounded to a whole long number, towards negative infinity.

Runtime errors

- If the operation results in overflow.

fmt tool

```
tool string fmt(string pattern, object?... args)
```

Formats a text based on a pattern and arguments.

See also the [str](#) tool, as `str(value)` is equal to `fmt("%s", value)`.

Parameters

pattern

The format pattern.

args

The arguments.

Returns

The formatted text.

Runtime errors

- If the format pattern is invalid.
- If the format pattern and arguments don't match.

indexof tool

```
tool int indexof(string whole, string part)
tool int indexof(string whole, string part, int offset)
tool int indexof<T>(list T $list, T elem)
tool int indexof<T>(list T $list, T elem, int offset)
```

Returns the 0-based index of the first occurrence of the second given string or value, in the first given string or list. The tool looks for an occurrence from left to right of the first given string or elements of the first given list. If an offset is given, the tool only looks for an occurrence at or after that 0-based offset. If no offset is not given, the tool starts looking at the first (left most) character or list element.

Returns **-1** if the second given string or value doesn't occur in the first given string or list, at or after the 0-based offset if given, or at all if no offset is given. For an empty second string, always returns **0** if no offset is given. For an empty second string, if an offset is given, always returns the offset, unless there is no character at the given offset, in which **-1** is always returned.

Type parameters

T

The type of the elements of the list.

Parameters

whole, list

The first given string, or the list.

part, elem

The second given string, or the value.

offset

The optional 0-based offset.

Returns

The 0-based index of the first occurrence, at or after the given offset if given, or **-1**.

join tool

```
tool string join(string... texts)
tool string join(list string texts)
tool string join(list string texts, string separator)
```

Returns the given texts joined together. They can be joined without any separator, or using a given separator.

Parameters

texts

The texts to join.

separator

The optional separator text to use.

Returns

The joined texts.

keys tool

```
tool set K keys<K,V>(map(K:V) $map)
```

Returns a set with the keys of the given map.

Type parameters

K

The type of the keys of the map.

V

The type of the values of the map.

Parameters

map

The map.

Returns

The set with the keys of the map.

lastindexof tool

```
tool int lastindexof(string whole, string part)
tool int lastindexof(string whole, string part, int offset)
tool int lastindexof<T>(list T $list, T elem)
tool int lastindexof<T>(list T $list, T elem, int offset)
```

Returns the 0-based index of the last occurrence of the second given string or value, in the first given string or list. The tool looks for an occurrence from left to right of the first given string or

elements of the first given list. If an offset is given, the tool only looks for an occurrence at or before that 0-based offset. If no offset is not given, the tool starts looking at the first (left most) character or list element.

Returns **-1** if the second given string or value doesn't occur in the first given string or list, at or before the 0-based offset if given, or at all if no offset is given. For an empty second string, always returns the size of the first given string, if no offset is given. For an empty second string, if an offset is given, always returns the offset, unless there is no character at the given offset, in which **-1** is always returned.

Type parameters

T

The type of the elements of the list.

Parameters

whole, list

The first given string, or the list.

part, elem

The second given string, or the value.

offset

The optional 0-based offset.

Returns

The 0-based index of the last occurrence, at or before the given offset if given, or **-1**.

ln tool

```
tool double ln(double x)
```

Returns the natural logarithm of a double number.

Parameters

x

The double number.

Returns

The natural logarithm of the double number.

Runtime errors

- If the double number is not positive.

log tool

```
tool double log(double x)
```

Returns the logarithm (base 10) of a double number.

Parameters

x

The double number.

Returns

The logarithm (base 10) of the double number.

Runtime errors

- If the double number is not positive.

lower tool

```
tool string lower(string text)
```

Returns the given text, converted to lower case. Uses a US English locale.

Parameters

text

The text.

Returns

The text, in lower case.

ltrim tool

```
tool string ltrim(string text)
```

Returns the given text with whitespace at the left/start of the text removed.

Parameters

text

The text.

Returns

The text with whitespace at the left/start of the text removed.

max tool

```
tool int    max(int... x)
tool long   max(long... x)
tool double max(double... x)
tool int    max(list int x)
tool long   max(list long x)
tool double max(list double x)
```

Returns the maximum of some integer, long, or double numbers. If no numbers are given, the minimum representable finite integer, long, or double value is returned.

Parameters

x

The integer, long, or double numbers.

Returns

The maximum number.

min tool

```
tool int    min(int... x)
tool long   min(long... x)
tool double min(double... x)
tool int    min(list int x)
tool long   min(list long x)
tool double min(list double x)
```

Returns the minimum of some integer, long, or double numbers. If no numbers are given, the maximum representable finite integer, long, or double value is returned.

Parameters

x

The integer, long, or double numbers.

Returns

The minimum number.

pow tool

```
tool double pow(double base, double exponent)
```

Returns the exponentiation (power) of two double numbers.

Parameters

base

The base double number.

exponent

The exponent double number.

Returns

The exponentiation result.

Runtime errors

- If the operation results in double overflow, or NaN.

range tool

```
tool list int range(int count)
tool list int range(int begin, int $end)
tool list int range<T>(list T $list)
```

Returns a list of numbers representing the range `[0..count-1]`, `[begin..end]`, or `[0..size(list)-1]`. That is, for `count = 5` the list `[0, 1, 2, 3, 4]` is returned, for `begin = -3` and `end = 2` the list `[-3, -2, -1, 0, 1, 2]` is returned, and for a `list` with 5 elements the list `[0, 1, 2, 3, 4]` is returned.

Type parameters

T

The type of the elements of the list.

Parameters

count

The number of elements in the resulting list. Negative counts are treated as zero.

begin

The lower bound of the range.

end

The upper bound of the range.

list

The list.

Returns

The range `[0..count-1]`, `[begin..end]`, or `[0..size(list)-1]`.

replace tool

```
tool string replace(string text, string oldtext, string newtext)
tool list T replace<T>(list T $list, T oldelem, T newelem)
```

Returns the string or list with all non-overlapping old sub strings or elements replaced by new text or elements. For strings, the replacement proceeds from the beginning of the string to the end. That is, replacing "aa" with "b" in the string "aaaaa" will result in "bba". For lists, the replacement is performed for all matching old elements.

Type parameters

T

The type of the elements of the list.

Parameters

text, list

The text (string) or list in which to replace text or elements.

oldtext, oldelem

The text (sub string) or element to replace. For list elements, it may be `null`.

newtext, newelem

The replacement text or element. For list elements, it may be `null`.

Returns

The text or list with all replacements applied.

reverse tool

```
tool string reverse(string text)
tool list T reverse<T>(list T $list)
```

Returns the reverse of the given string or list.

Type parameters

T

The type of the elements of the list.

Parameters

text, list

The string or list.

Returns

The reverse string or list.

round tool

```
tool long round(double x)
```

Returns the given double number rounded to the closest whole long number, with ties being rounded toward positive infinity.

Parameters

x

The double number.

Returns

The rounded number.

Runtime errors

- If the operation results in overflow.

rtrim tool

```
tool string rtrim(string text)
```

Returns the given text with whitespace at the right/end of the text removed.

Parameters

text

The text.

Returns

The text with whitespace at the right/end of the text removed.

size tool

```
tool int size(string x)
tool int size<T>(list T x)
tool int size<T>(set T x)
tool int size<K,V>(map(K:V) x)
```

Returns the size (number of characters, elements, or entries) of the given string, list, set, or map.

Type parameters

T

The type of the elements of the list or set.

K

The type of the keys of the map.

V

The type of the values of the map.

Parameters

x

The string, list, set, or map.

Returns

The size.

sorted tool

```
tool list T sorted<T>(list T $list)
tool list T sorted<T>(set T $set)
```


Returns the given list, or the given set as a list, with the elements sorted in ascending order.

Type parameters

T

The type of the elements of the list or set.

Parameters

list

The list.

set

The set.

Returns

The sorted list.

split tool

```
tool list string split(string text, string? separator = null, bool removeEmpty = true)
```

Splits the given text at all non-overlapping occurrences of the given separator.

Parameters

text

The text to split.

separator

The separator text. May be empty or **null** to split on whitespace.

removeEmpty

Whether to remove empty parts (in case the text starts or ends with the separator, or in case the text contains consecutive separators), or not.

Returns

The parts of the original text resulting from splitting the original text at the separators.

sqrt tool

```
tool double sqrt(double x)
```

Returns the square root of a double number.

Parameters

x

The double number.

Returns

The square root.

Runtime errors

- If the double number is negative.

startswith tool

```
tool bool startswith(string whole, string prefix)
```

Returns whether the first given string starts with the second given string. For an empty prefix, always returns **true**.

Parameters

whole

The first given string.

prefix

The second given string.

Returns

true if the first given string starts with the second given string, **false** otherwise.

str tool

```
tool string str(object? value)
```

Converts the given value into a textual representation, closely resembling the ToolDef syntax.

Values of type **string** as returned as provided. Values of type **string** included in containers such as lists are escaped and surrounded by double quotes, as in the ToolDef syntax.

See also the **fmt** tool, as **str(value)** is equal to **fmt("%s", value)**.

Parameters

value

The value to convert to a textual representation.

Returns

The textual representation.

strdup tool

```
tool string strdup(string text, int count)
```

Duplicates a string a given number of times.

Parameters

text

The string to duplicate.

count

The number of times that the input string should occur in the output.

Returns

The concatenation of **count** times the **text**.

Runtime errors

- If the count is negative.

subset tool

```
tool bool subset<T>(set T part, set T whole)
```

Returns whether the first given set is a subset (proper subset or equal) of the second given set.

Type parameters

T

The type of the elements of the sets.

Parameters

part

The first set.

whole

The second set.

Returns

true if the first given set is a subset of the second given set, **false** otherwise.

trim tool

```
tool string trim(string text)
```

Returns the given text with whitespace at the left/start and right/end of the text removed.

Parameters

text

The text.

Returns

The text with whitespace at the left/start and right/end of the text removed.

upper tool

```
tool string upper(string text)
```

Returns the given text, converted to upper case. Uses a US English locale.

Parameters

text

The text.

Returns

The text, in upper case.

values tool

```
tool set V values<K,V>(map(K:V) $map)
```

Returns a set with the values of the given map.

Type parameters

K

The type of the keys of the map.

V

The type of the values of the map.

Parameters

map

The map.

Returns

The set with the values of the map.

3.2.3. Built-in I/O tools

This page describes the built-in I/O tools:

- [out](#)
- [err](#)
- [outln](#)
- [errln](#)

out tool

```
tool out(string pattern, object?... args)
```

Prints [formatted text](#) (based on a pattern and arguments) to the standard output stream (stdout).

Parameters

pattern

The format pattern.

args

The arguments.

Runtime errors

- If the format pattern is invalid.
- If the format pattern and arguments don't match.

err tool

```
tool err(string pattern, object?... args)
```

Prints **formatted text** (based on a pattern and arguments) to the standard error stream (stderr).

Parameters

pattern

The format pattern.

args

The arguments.

Runtime errors

- If the format pattern is invalid.
- If the format pattern and arguments don't match.

outln tool

```
tool outln(string pattern = "", object?... args)
```

Prints **formatted text** (based on a pattern and arguments) to the standard output stream (stdout), printing an additional new line at the end.

Parameters

pattern

The format pattern.

args

The arguments.

Runtime errors

- If the format pattern is invalid.
- If the format pattern and arguments don't match.

errln tool

```
tool errln(string pattern = "", object?... args)
```

Prints [formatted text](#) (based on a pattern and arguments) to the standard error stream (stderr), printing an additional new line at the end.

Parameters

pattern

The format pattern.

args

The arguments.

Runtime errors

- If the format pattern is invalid.
- If the format pattern and arguments don't match.

3.2.4. Built-in generic tools

This page describes the built-in generic tools:

- [app](#)
- [exec](#)
- [tooldef](#)

app tool

```
tool int app(string? plugin, string classname, string... args,      string stdin =  
"-", string stdout = "-", string stderr = "-", bool appendOut = false, bool appendErr  
= false, bool errToOut = false, bool ignoreNonZeroExitCode = false)  
tool int app(string? plugin, string classname, list string args = [], string stdin =  
"-", string stdout = "-", string stderr = "-", bool appendOut = false, bool appendErr  
= false, bool errToOut = false, bool ignoreNonZeroExitCode = false)
```

Executes an application framework application.

The application is specified as a Java class that extends the [org.eclipse.escet.common.app.framework.Application](#) class. It should have a constructor that accepts one parameter, of type [org.eclipse.escet.common.app.framework.io.AppStreams](#).

The application is started within the current Java interpreter, in a new thread. If executed from an OSGi environment, such an application based on the Eclipse IDE, the class is loaded using the class

loader of the given bundle (if provided), otherwise, it is loaded using the default class loader. In the latter case, the class should be in the class path.

Note that this tool is only machine independent and platform independent, as long as the applications that are executed, are machine independent and platform independent as well.

Parameters

plugin

The name of the plug-in (OSGi bundle) in which to resolve the application class. If the Java application is executed from an Eclipse-based IDE, then the class is loaded by the class loader of this bundle, otherwise it is resolved using the default class loader. May be `null` to always use the default class loader.

classname

The absolute name of the Java class to execute as application.

args

The command line arguments of the application to execute. Each argument string is parsed to zero or more actual arguments. It is possible to use a single string with all arguments (where the arguments themselves are separated by spaces), comma separated strings for each of the arguments (each string has one argument), or a mix of those.

In argument strings, individual arguments are separated by whitespace (spaces, tabs, new lines, etc). The whitespace itself is ignored, and only serves as separation. To include whitespace in an argument, the argument (or a part of it), may be quoted, by putting it between double quotes (") or single quotes ('). Characters may be escaped by prefixing them with a backslash (\). This is particularly useful for single/double quotes, and escape characters, and can also be used to escape spaces. Escapes work the same inside of quoted parts as they do outside of quoted parts.

stdin

Specify whether to have a standard input (stdin) stream and where the input comes from. Use "" to not have a stdin stream, "-" to use the stdin stream of the ToolDef interpreter, or otherwise an absolute or relative local file system path of the file from which to read the standard input. May contain both \ and / as file separators.

stdout

Specify whether to have a standard output (stdout) stream and where to write the standard output. Use "" to not have a stdout stream, "-" to use the stdout stream of the ToolDef interpreter, or otherwise an absolute or relative local file system path of the file to which to write the standard output. May contain both \ and / as file separators.

stderr

Specify whether to have a standard error (stderr) stream and where to write the standard error output. Use "" to not have a stderr stream, "-" to use the stderr stream of the ToolDef interpreter, or otherwise an absolute or relative local file system path of the file to which to write the standard error output. May contain both \ and / as file separators. Is ignored when the standard error stream is redirected to the standard output stream.

appendOut

Whether to append to the stdout file (**true**) or overwrite it (**false**). Is ignored when standard output is not written to a file.

appendErr

Whether to append to the stderr file (**true**) or overwrite it (**false**). Is ignored if standard error output is not written to a file. Is also ignored when standard error stream is redirected to the standard output stream.

errToOut

Whether to redirect the standard error stream to the standard output stream (**true**) or use separate streams (**false**).

ignoreNonZeroExitCode

Whether to ignore non-zero exit codes (**true**) or consider them as errors (**false**).

Returns

The application exit code. See the application framework documentation for a description of the exit codes.

Runtime errors

- If the class loader can not be obtained.
- If the class can not be found or loaded.
- If the class is not an application framework application.
- If an appropriate constructor is not available.
- If an instance of the application class can not be constructed.
- If parsing of the command line arguments fails.
- If the application fails to execute due to its thread being interrupted.
- If the application exits with a non-zero exit code and non-zero exit codes are not ignored.

exec tool

```
tool int exec(string cmd, string... args,          string stdin = "", string stdout = "-  
", string stderr = "-", bool appendOut = false, bool appendErr = false, bool errToOut  
= false, bool ignoreNonZeroExitCode = false)  
tool int exec(string cmd, list string args = [], string stdin = "", string stdout = "-  
", string stderr = "-", bool appendOut = false, bool appendErr = false, bool errToOut  
= false, bool ignoreNonZeroExitCode = false)
```

Executes a system command or external application as a sub process.

This tool should be avoided if possible, as it is in general not guaranteed to be cross platform and

machine independent. Commands and external applications may not be available on all systems, or may have different behavior on different systems.

Parameters

cmd

The name of the command or the absolute or relative local file system path of the external application to execute, using platform specific new line characters.

args

The command line arguments of the command or external application to execute. Each argument string is parsed to zero or more actual arguments. It is possible to use a single string with all arguments (where the arguments themselves are separated by spaces), comma separated strings for each of the arguments (each string has one argument), or a mix of those.

In argument strings, individual arguments are separated by whitespace (spaces, tabs, new lines, etc). The whitespace itself is ignored, and only serves as separation. To include whitespace in an argument, the argument (or a part of it), may be quoted, by putting it between double quotes (") or single quotes ('). Characters may be escaped by prefixing them with a backslash (\). This is particularly useful for single/double quotes, and escape characters, and can also be used to escape spaces. Escapes work the same inside of quoted parts as they do outside of quoted parts.

stdin

Specify whether to have a standard input (stdin) stream and where the input comes from. Use "" to not have a stdin stream, "-" to use the stdin stream of the ToolDef interpreter, or otherwise an absolute or relative local file system path of the file from which to read the standard input. May contain both \ and / as file separators.

stdout

Specify whether to have a standard output (stdout) stream and where to write the standard output. Use "" to not have a stdout stream, "-" to use the stdout stream of the ToolDef interpreter, or otherwise an absolute or relative local file system path of the file to which to write the standard output. May contain both \ and / as file separators.

stderr

Specify whether to have a standard error (stderr) stream and where to write the standard error output. Use "" to not have a stderr stream, "-" to use the stderr stream of the ToolDef interpreter, or otherwise an absolute or relative local file system path of the file to which to write the standard error output. May contain both \ and / as file separators. Is ignored when the standard error stream is redirected to the standard output stream.

appendOut

Whether to append to the stdout file (**true**) or overwrite it (**false**). Is ignored when standard output is not written to a file.

appendErr

Whether to append to the stderr file (**true**) or overwrite it (**false**). Is ignored if standard error output is not written to a file. Is also ignored when standard error stream is redirected to the

standard output stream.

errToOut

Whether to redirect the standard error stream to the standard output stream (**true**) or use separate streams (**false**).

ignoreNonZeroExitCode

Whether to ignore non-zero exit codes (**true**) or consider them as errors (**false**).

Returns

The exit code resulting from the execution of the command or external application.

Runtime errors

- If parsing of the command line arguments fails.
- If ToolDef fails to execution the command or external application.
- If execution results in a non-zero exit code and non-zero exit codes are not ignored.

tooldef tool

```
tool int tooldef(string... args,          string stdin = "-", string stdout = "-",
string stderr = "-", bool appendOut = false, bool appendErr = false, bool errToOut =
false, bool ignoreNonZeroExitCode = false)
tool int tooldef(list string args = [], string stdin = "-", string stdout = "-",
string stderr = "-", bool appendOut = false, bool appendErr = false, bool errToOut =
false, bool ignoreNonZeroExitCode = false)
```

Executes a ToolDef script. Waits for that script to finish its execution before continuing with the current script.

The script is executed within the current Java interpreter, in a new thread, using a new ToolDef interpreter.

Parameters

args

The command line arguments for the ToolDef interpreter, including the path to the script to execute. Each argument string is parsed to zero or more actual arguments. It is possible to use a single string with all arguments (where the arguments themselves are separated by spaces), comma separated strings for each of the arguments (each string has one argument), or a mix of those.

In argument strings, individual arguments are separated by whitespace (spaces, tabs, new lines, etc). The whitespace itself is ignored, and only serves as separation. To include whitespace in an argument, the argument (or a part of it), may be quoted, by putting it between double quotes ("")

or single quotes ('). Characters may be escaped by prefixing them with a backslash (\). This is particularly useful for single/double quotes, and escape characters, and can also be used to escape spaces. Escapes work the same inside of quoted parts as they do outside of quoted parts.

stdin

Specify whether to have a standard input (stdin) stream and where the input comes from. Use "" to not have a stdin stream, "-" to use the stdin stream of the ToolDef interpreter, or otherwise an absolute or relative local file system path of the file from which to read the standard input. May contain both \ and / as file separators.

stdout

Specify whether to have a standard output (stdout) stream and where to write the standard output. Use "" to not have a stdout stream, "-" to use the stdout stream of the ToolDef interpreter, or otherwise an absolute or relative local file system path of the file to which to write the standard output. May contain both \ and / as file separators.

stderr

Specify whether to have a standard error (stderr) stream and where to write the standard error output. Use "" to not have a stderr stream, "-" to use the stderr stream of the ToolDef interpreter, or otherwise an absolute or relative local file system path of the file to which to write the standard error output. May contain both \ and / as file separators. Is ignored when the standard error stream is redirected to the standard output stream.

appendOut

Whether to append to the stdout file (**true**) or overwrite it (**false**). Is ignored when standard output is not written to a file.

appendErr

Whether to append to the stderr file (**true**) or overwrite it (**false**). Is ignored if standard error output is not written to a file. Is also ignored when standard error stream is redirected to the standard output stream.

errToOut

Whether to redirect the standard error stream to the standard output stream (**true**) or use separate streams (**false**).

ignoreNonZeroExitCode

Whether to ignore non-zero exit codes (**true**) or consider them as errors (**false**).

Returns

The ToolDef interpreter exit code, i.e. the exit code of the script.

Runtime errors

- If parsing of the command line arguments fails.
- If the application fails to execute due to its thread being interrupted.
- If execution results in a non-zero exit code and non-zero exit codes are not ignored.

3.2.5. Built-in path tools

This page describes the built-in I/O tools:

- [abspath](#)
- [basename](#)
- [chdir](#)
- [chfileext](#)
- [curdir](#)
- [dirname](#)
- [fileext](#)
- [hasfileext](#)
- [pathjoin](#)
- [scriptpath](#)

abspath tool

```
tool string abspath(string path)
tool string abspath(string path, string workdir)
```

Returns an absolute local file system path, given an absolute or relative local file system path.

Parameters

path

The absolute or relative local file system path. May contain both `\` and `/` as file separators.

workdir

The optional absolute local file system path of the working directory against which to resolve relative paths. May contain both `\` and `/` as file separators. If not specified, relative paths are resolved against the [current working directory](#).

Returns

The absolute local file system path. The path contains file separators for the current platform.

basename tool

```
tool string basename(string path)
```

Returns the base name of the given absolute or relative local file system path. The base name of a file or directory is the name of that file or directory. In other words, returns the last part of the given path.

Parameters

path

The absolute or relative local file system path to the file or directory for which to return the base name. May contain both \ and / as file separators. Must not end with \ or /.

Returns

The base name.

Runtime errors

- If the path ends with \ or /.

chdir tool

```
tool chdir(string path)
```

Changes the [current working directory](#) to the directory referred to by the given path.

Parameters

path

The absolute or relative local file system path to the new current working directory. Relative paths are resolved against the [current working directory](#). May contain both \ and / as file separators.

Runtime errors

- If the given path does not exist.
- If the given path refers to a file rather than a directory.
- If it can not be determined whether the given path refers to a file or a directory.

chfileext tool

```
tool string chfileext(string path, string? oldext = null, string? newext = null)
```

Modifies a path such that it ends with a new extension, removing an old extension if it exists.

Parameters

path

The absolute or relative local file system path to modify. May contain both `\` and `/` as file separators.

oldext

The old extension that can be removed (case insensitive, no `.` at the start). Use `null` to not remove an old extension.

newext

The new extension to use (case sensitive, no `.` at the start). Use `null` to not add a new extension.

Returns

The changed path, ending with the new extension (if any).

curdir tool

```
tool string curdir()
```

Returns the script execution's current working directory, as an absolute local file system path. The path contains file separators for the current platform.

Returns

The script execution's current working directory.

dirname tool

```
tool string dirname(string path)
```

Returns the absolute directory path of the directory that contains the given file or directory.

Parameters

path

The absolute local file system path that refers to a file or directory. May contain both `\` and `/` as file separators. Must not end with `\` or `/`.

Returns

The absolute directory path of the directory that contains the given file or directory. May contain both `\` and `/` as file separators.

Runtime errors

- If the given path is not an absolute local file system path.
- If the given path ends with `\` or `/`.

fileext tool

```
tool string fileext(string path)
```

Returns the file extension of the given file, or `""` if the file has no file extension.

Parameters

path

The absolute or relative local file system path to the file. May contain both `\` and `/` as file separators.

Returns

The file extension, or `""`.

hasfileext tool

```
tool bool hasfileext(string path, string ext)
```

Does the given file have the given file extension?

Parameters

path

The absolute or relative local file system path to the file. May contain both `\` and `/` as file separators.

ext

The file extension to check for (case sensitive, no `.` at the start).

Returns

`true` if the file has the given file extension, `false` otherwise.

pathjoin tool

```
tool string pathjoin(string... paths)
```



```
tool string pathjoin(list string paths)
```

Joins paths together. If no paths are given, an empty string is returned. If one path is given, the path is returned.

Parameters

paths

The paths to join together. The first path may be an absolute or relative local file system path. The remaining paths must be relative local file system paths. All paths may contain both `\` and `/` as file separators.

Returns

The joined path. The path contains file separators for the current platform.

scriptpath tool

```
tool string scriptpath()
```

Returns the absolute local file system path to the script being executed. The path contains file separators for the current platform.

Returns

The absolute local file system path to the script being executed.

3.2.6. Built-in file tools

This page describes the built-in I/O tools:

- [cpfile](#)
- [cpdir](#)
- [diff](#)
- [exists](#)
- [filenewer](#)
- [filesize](#)
- [find](#)
- [isdir](#)
- [isfile](#)
- [mkdir](#)
- [mvfile](#)

- [mkdir](#)
- [readlines](#)
- [rmfile](#)
- [rmdir](#)
- [writefile](#)

cpfile tool

```
tool cpfile(string source, string target, bool overwrite = false)
```

Copies a file from a source location to a target location.

Parameters

source

The absolute or relative local file system path of the source file. May contain both \ and / as file separators.

target

The absolute or relative local file system path of the target file. May contain both \ and / as file separators.

overwrite

Whether to overwrite the target file if it already exists.

Runtime errors

- If the source file does not exist.
- If the source is a directory rather than a file.
- If it can not be determined whether the source path refers to a file or a directory.
- If the target file exists and overwriting is not allowed.
- If the target file exists and overwriting is allowed, but the target refers to a directory rather than a file.
- If the target file exists and overwriting is allowed, but it can not be determined whether the target path refers to a file or a directory.
- If copying the file failed due to an I/O error.

cpdir tool

```
tool cpdir(string source, string target)
```

Copies a directory from a source location to a target location. All files and directories in the source directory are copied recursively.

If the operation fails, part of the operation may have already been performed.

Parameters

source

The absolute or relative local file system path of the source directory. All files and directories in the source directory are copied recursively. May contain both `\` and `/` as file separators.

target

The absolute or relative local file system path of the target directory. This is the directory in which the contents of the source directory are copied. The source directory itself is not copied, only the files and directories contained in the source directory. May contain both `\` and `/` as file separators.

Runtime errors

- If the source directory does not exist.
- If the source is a file rather than a directory.
- If it can not be determined whether the source path refers to a file or a directory.
- If the target directory already exists.
- If the target directory doesn't exist, but one of the ancestors is not a directory.
- If walking the directory (recursively) fails.
- If walking the directory (recursively) encounters a file system cycle (due to symbolic links).
- If a file or (sub-)directory could not be copied due to an I/O error.

diff tool

```
tool bool diff(string file1, string file2, string output = "-", bool missingAsEmpty = false, bool warnOnDiff = false, bool failOnDiff = false)
```

Computes the differences between two files.

Parameters

file1

The absolute or relative local file system path of the first file. May contain both `\` and `/` as file separators.

file2

The absolute or relative local file system path of the second file. May contain both `\` and `/` as file separators.

output

Specify whether/where to write a unified diff if the files differ. Use `""` to not write a unified diff, `"-"` to write the unified diff to the standard output stream (stdout), or otherwise an absolute or relative local file system path of the file to which to write the unified diff. May contain both `\` and `/` as file separators.

missingAsEmpty

Treat a missing first/second file as empty (`true`) or as an error (`false`).

warnOnDiff

Emit a warning for differing files (`true`) or not (`false`). If a warning is emitted to the standard error stream (stderr), the unified diff (if enabled) is printed first.

failOnDiff

Treat differing files as an error (`true`) or not (`false`). If an error is emitted, the unified diff (if enabled) and warning (if enabled) are printed first.

Returns

`true` if the files differ, `false` otherwise.

Runtime errors

- If either the first or second file doesn't exist and `missingAsEmpty` is disabled.
- If the first or second file is not a file but a directory.
- If it can not be determined whether the first or second path refers to a file or a directory.
- If an I/O error occurs.
- If the `out` file exists but is a directory rather than a regular file.
- If the `out` file does not exist but cannot be created.
- If the `out` file cannot be opened for writing for any other reason.
- If an I/O error occurs while writing to the `out` file.
- If the `out` file can not be closed.
- If the files differ and `failOnDiff` is enabled.

exists tool

```
tool bool exists(string path)
```

Does a file or directory with the given path exist?

Parameters

path

The absolute or relative local file system path of the file or directory. May contain both \ and / as file separators.

Returns

true if the file or directory exists, **false** otherwise.

filenewer tool

```
tool bool filenewer(string path, string refpath,          bool allowNonExisting = false,
bool sameAsNewer = true)
tool bool filenewer(string path, string... refpaths,    bool allowNonExisting = false,
bool sameAsNewer = true)
tool bool filenewer(string path, list string refpaths, bool allowNonExisting = false,
bool sameAsNewer = true)
```

Checks whether a file is newer (was modified at a later date/time) than some reference file(s). The minimum modification time difference that can be detected is 1 millisecond.

Parameters

path

The absolute or relative local file system path of the file for which to check whether it is newer than the reference file(s). May contain both \ and / as file separators.

refpath, refpaths

The absolute or relative local file system path of the reference file(s). May contain both \ and / as file separators.

allowNonExisting

Whether to allow the first file to not exist (**true**) or consider it an error if the first file does not exist (**false**).

sameAsNewer

Whether to treat files with the same last change date as being the same (**false**) or as newer (**true**).

Returns

false if the first file does not exist (if allowed by enabling **allowNonExisting**), if the first file is older than any the reference files, or if the first file has the same last change date as any of the reference files and **sameAsNewer** is disabled. **true** if the first file is newer than all of the reference files, if the first file has the same last change date as some of the reference files and **sameAsNewer** is enabled and is newer than all of the other reference files, or if the first file has the same last change date as all

the reference files and `sameAsNewer` is enabled.

Runtime errors

- If the first file does not exist and `allowNonExisting` is disabled.
- If any of the reference files does not exist.
- If any of the files is a directory rather than a file.
- If for any of the paths it can not be determined whether the path refers to a file or a directory.
- If the last change date/time of any of the files can not be determined.

filesize tool

```
tool long filesize(string path, bool missingAsZero = false)
```

Returns the size of the file, in bytes.

Parameters

path

The absolute or relative local file system path of the file. May contain both `\` and `/` as file separators.

missingAsZero

Whether to return 0 if the file does not exist (`true`) or consider it an error if the file does not exist (`false`).

Returns

The size of the file in bytes, or 0 if the file is missing and `missingAsZero` is enabled.

Runtime errors

- If the file does not exist and `missingAsZero` is disabled.
- If the file is a directory rather than a file.
- If it can not be determined whether the path refers to a file or a directory.
- If the size of the file can not be determined due to an I/O error.

find tool

```
tool list string find(string path, string pattern = "*", bool recursive = true, bool files = true, bool dirs = true)
```

Searches a directory for files and/or directories matching a pattern.

Parameters

path

The absolute or relative local file system path of the directory in which to search. The directory itself is never returned. May contain both `\` and `/` as file separators.

pattern

The pattern to use to match files/directories. Is a [Java NIO glob](#) pattern, that is matched against single file names or single directory names, and never against paths. Pattern `"*"` matches all files and directories.

recursive

Whether to recursively look in sub-directories.

files

Whether to match files.

dirs

Whether to match directories.

Returns

The local file system paths of the matched files and directories, relative against the given root directory from which searching started.

Runtime errors

- If the given directory is not found.
- If the given directory is a file rather than a directory.
- If the can not be determined whether the given path refers to a file or a directory.
- If the pattern is invalid.
- If walking the directory (recursively) fails.
- If walking the directory (recursively) encounters a file system cycle (due to symbolic links).
- If the operation fails due to an I/O error.

isdir tool

```
tool bool isdir(string path)
```

Does a directory with the given path exist?

Parameters

path

The absolute or relative local file system path of the directory. May contain both `\` and `/` as file separators.

Returns

`true` if the directory exists, `false` if it doesn't exist or is not a directory.

isfile tool

```
tool bool isfile(string path)
```

Does a file with the given path exist?

Parameters

path

The absolute or relative local file system path of the file. May contain both `\` and `/` as file separators.

Returns

`true` if the file exists, `false` if it doesn't exist or is not a file.

mkdir tool

```
tool mkdir(string path, bool force = false, bool parents = true)
```

Creates the given directory, and optionally its parents as needed.

Parameters

path

The absolute or relative local file system path of the directory to create. May contain both `\` and `/` as file separators.

force

Whether to skip creating the directory if it already exists (`true`) or fail if it already exists (`false`).

parents

Whether to allow creating parents as needed (`true`) or fail if the parent directory does not exist (`false`).

Runtime errors

- If the directory already exists and **force** is disabled.
- If creating the directory or any of its parents fails, due to an I/O error.

mvfile tool

```
tool mvfile(string source, string target, bool overwrite = false)
```

Moves a file from a source location to a target location. This can be used to rename a file and/or move it to another directory.

Parameters

source

The absolute or relative local file system path of the source file. May contain both `\` and `/` as file separators.

target

The absolute or relative local file system path of the target file. May contain both `\` and `/` as file separators.

overwrite

Whether to overwrite the target file if it already exists.

Runtime errors

- If the source file does not exist.
- If the source is a directory rather than a file.
- If it can not be determined whether the source path refers to a file or a directory.
- If the target file exist and overwriting is not allowed.
- If the target file exists and overwriting is allowed, but the target refers to a directory rather than a file.
- If the target file exists and overwriting is allowed, but it can not be determined whether the target path refers to a file or a directory.
- If moving the file fails due to an I/O error.

mvdir tool

```
tool mvdir(string source, string target)
```

Moves a directory from a source location to a target location. The directory and all files and directories in it are moved recursively.

The operation is implemented as a copy from source to target, followed by a remove of the source. If the operation fails, part of the operation may have already been performed.

Parameters

source

The absolute or relative local file system path of the source directory. The directory itself and all files and directories in it are moved recursively. May contain both `\` and `/` as file separators.

target

The absolute or relative local file system path of the target directory. This is the directory into which the contents of the source directory are moved. May contain both `\` and `/` as file separators.

Runtime errors

- If the source directory does not exist.
- If the source is a file rather than a directory.
- If it can not be determined whether the source path refers to a file or a directory.
- If the target directory already exists.
- If the target directory doesn't exist but one of the ancestors is not a directory.
- If walking the directory (recursively) fails.
- If walking the directory (recursively) encounters a file system cycle (due to symbolic links).
- If a file or (sub-)directory can not be copied or removed, due to an I/O error.

readlines tool

```
tool list string readlines(string path)
```

Read lines of text from a file. Uses UTF-8 encoding when reading the file.

Parameters

path

The absolute or relative local file system path of the file to read. May contain both `\` and `/` as file separators.

Returns

The lines of text from the file.

Runtime errors

- If the file does not exist.

- If the path refers to a directory rather than a file.
- If it can not be determined whether the path refers to a file or a directory.
- If for some other reason can not be opened for reading.
- If an I/O error occurs.
- If the file can not be closed.

rmfile tool

```
tool bool rmfile(string path, bool force = false)
```

Removes a file.

Parameters

path

The absolute or relative local file system path of the file. May contain both `\` and `/` as file separators.

force

Whether to ignore non-existing files (`true`) or consider it an error (`false`).

Returns

`true` if the file was removed, `false` if it could not be removed because it did not exist and force is enabled.

Runtime errors

- If the file does not exist and `force` is disabled.
- If the file is a directory rather than a file.
- If it can not be determined whether the path refers to a file or a directory.
- If an I/O error occurs.
- If the file can not be removed for some other reason.

rmdir tool

```
tool bool rmdir(string path, bool force = false)
```

Removes a directory, recursively.

Parameters

path

The absolute or relative local file system path of the directory. May contain both `\` and `/` as file separators.

force

Whether to ignore non-existing directories (`true`) or consider it an error (`false`).

Returns

`true` if the directory was removed, `false` if it could not be removed because it did not exist and `force` is enabled.

Runtime errors

- If the directory does not exist and `force` is disabled.
- If the directory is a file rather than a directory.
- If it can not be determined whether the path refers to a file or a directory.
- If an I/O error occurs.
- If walking the directory (recursively) fails.
- If walking the directory (recursively) encounters a file system cycle (due to symbolic links).
- If the directory or one of its sub-files or sub-directories can not be removed for some other reason.

writefile tool

```
tool writefile(string path, string text,          bool append = false, string newline =  
"platform")  
tool writefile(string path, list string lines, bool append = false, string newline =  
"platform")
```

Writes text to a file. Uses UTF-8 encoding when writing the file.

Parameters

path

The absolute or relative local file system path of the file. May contain both `\` and `/` as file separators.

text, lines

The text or lines of text to write to the file. In case `lines` are given, a new line will additionally be written after each line of text.

append

Whether to append the lines text to the file if it already exists (`true`), or overwrite the file if it

already exists (**false**).

newline

Indicates how to handle new lines:

Value	Effect
"platform"	Write the text or lines of text with platform-specific new lines. All new lines in the given text or lines are replaced by the new line of the current platform. The new line of the current platform is also written after each of the lines .
"preserve"	Write the text 'as is'. The new lines as they are in the given text are preserved. Using "preserve" is not supported when writing lines .
Any other value	Write the text or lines of text with the given new line. All new lines in the given text or lines are replaced by the given new line text. The given new line text is also written after each of the lines .

Runtime errors

- If the path exists but is a directory rather than a regular file.
- If the file does not exist, but cannot be created.
- If the file can not be opened for writing for any other reason.
- If writing to the file fails due to an I/O error.
- If closing the file fails.
- If "preserve" is given for **newline** when writing **lines**.

Chapter 4. ToolDef interpreter

ToolDef scripts can be executed using the ToolDef interpreter, either on the command line, or in the ESCET IDE.

4.1. Command line

To execute a ToolDef script on the command line, use the `tooldef` executable. To start executing a ToolDef script, enter something like this on the command line:

```
tooldef some_script.tooldef
```

Additional options are available, to influence how the script is executed. For details, execute the ToolDef interpreter with the `--help` or `-h` command line option:

```
tooldef --help
```


In particular, consider the following options:

- *Tool invocation* (`--invoke=INVOCATION` or `-i INVOCATION`)

The tool to invoke, and its arguments, in ToolDef syntax. For example: `tooldef some_script.tooldef --invoke='mytool(1, true)'` to invoke the `mytool` tool with arguments `1` and `true`. If the option is not used, the entire ToolDef script is executed instead. By default, the entire script is executed.

4.2. ESCET IDE

To execute a ToolDef script in the ESCET IDE, right click the `.tooldef` or `.tooldefx` file or an open text editor for the script, and choose **Execute ToolDef**. Alternatively, choose **Execute ToolDef...** to first shown an option dialog. The dialog shows several options that influence how the script is executed. These options can be configured as desired before executing the script.

It is also possible to start executing a script by pressing `F10`, while a `.tooldef` or `.tooldefx` file is selected or an open text editor for such a file has the focus. Finally, clicking the corresponding toolbar icon () has the same effect.

Execution of ToolDef script can be manually terminated by means of the termination features of the *Applications* view.

Chapter 5. ToolDef release notes

The release notes for the versions of ToolDef and the associated tools, as part of the Eclipse ESCET project, are listed below in reverse chronological order.

See also the Eclipse ESCET [toolkit release notes](#) covering those aspects that are common to the various Eclipse ESCET tools.

5.1. Version 12.0

TBD

Improvements and fixes:

- The ToolDef documentation now contains a user manual, which currently only covers imports (issue [#1078](#)).
- The ToolDef type checker now has an improved error message for reporting when the initial value of a variable in a ToolDef script has a type that does not fit with the variable's type (issue [#1414](#)).

5.2. Version 11.0 (2026-03-31)

This release contains no specific changes for ToolDef.

5.3. Version 10.0 (2025-12-19)

Improvements and fixes:

- The ToolDef documentation no longer contains zero width space characters generated by AsciiDoc, ensuring that there are no undesired line breaks caused by them (issue [#1279](#)).
- The ToolDef documentation no longer links to [index.html](#) in link URLs, but instead now links to the parent that contains the [index.html](#), resulting in nicer URLs (issue [#1317](#)).

5.4. Version 9.0 (2025-09-30)

Improvements and fixes:

- The ToolDef website home page now links to the 'Community' page (issue [#982](#)).
- The ToolDef website home page now shows some news teasers and links to the new 'News' page with all the news (issue [#982](#)).

5.5. Version 8.0 (2025-06-30)

Improvements and fixes:

- The ToolDef text editor now has greatly improved performance when the ToolDef script has

many warnings or errors. This may in certain cases also prevent the IDE from freezing indefinitely (issue [#995](#)).

- The ToolDef interpreter can now be started in the ESCET IDE from right click menus of `.tooldefx` files and editors (issue [#1229](#)).
- The ToolDef interpreter documentation now indicates that the interpreter can be started from `.tooldefx` files (issue [#1229](#)).
- The screenshots of ToolDef in the ESCET IDE, as part of the ToolDef documentation and ToolDef website, have been updated to include the ESCET icon introduced in release v3.0 (issue [#1197](#)).

5.6. Version 7.0 (2025-03-31)

Improvements and fixes:

- The ToolDef website now shows the ToolDef logo (issue [#1140](#)).
- Fixed type checker bugs that could make the type checker crash or reject valid scripts, for types of tool parameters, tool return types, and types of tool invocation arguments, where these types contain container types that have element types that are type references (issue [#1153](#)).
- The ToolDef documentation now explicitly states that the `replace` tool operates on all occurrences of the sub-string being replaced in a string, or the value being replaced in a list (issue [#1153](#)).

5.7. Version 6.0 (2024-12-20)

Improvements and fixes:

- The ToolDef text editor's dark theme now uses a lighter red color for string literals, for better contrast (issue [#966](#)).
- The ToolDef documentation on the ESCET website and in the Eclipse help now use a darker green color for numbers in source code, for better contrast (issue [#1030](#)).

5.8. Version 5.0 (2024-10-03)

Improvements and fixes:

- The ToolDef built-in tools that work on user-provided paths no longer crash when an invalid path is provided, but instead give a proper error message (issue [#924](#)).
- The ToolDef interpreter no longer crashes on user-specified Java method invocations that result in an exception (issue [#925](#)).
- The ToolDef documentation has a small fix (issue [#943](#)).

5.9. Version 4.0 (2024-06-30)

Improvements and fixes:

- The 'ToolDef tool manual' page in the ToolDef documentation has been renamed to 'ToolDef interpreter', to avoid giving the impression that the page explains ToolDef's built-in tools (issue [#825](#)).
- The ToolDef documentation has some small improvements (issue [#825](#)).

5.10. Version 3.0 (2024-03-31)

New features:

- The ToolDef interpreter now supports reading `.tooldefx` files, ToolDef files in an XML format (issues [#701](#) and [#731](#)).

Improvements and fixes:

- The ToolDef documentation breadcrumbs are now consistent with the table of contents (issue [#38](#)).
- The ToolDef documentation table of contents now has proper links for items that link to sections on pages rather than to entire pages (issue [#38](#)).
- The ToolDef website has an improved link color (issue [#38](#)).

5.11. Version 2.0 (2023-12-22)

This release contains no specific changes for ToolDef.

5.12. Version 1.0 (2023-09-30)

This release contains no specific changes for ToolDef.

5.13. Version 0.10 (2023-06-30)

New features:

- The ToolDef interpreter has a new *Tool invocation* option to invoke a specific tool with chosen arguments, rather than executing the entire script (issue [#578](#)).
- The `writefile` built-in tool has a new optional `newline` parameter, allowing to configure new line handling. The default is still to use the new lines of the current platform. See the documentation for further details (issue [#571](#)).

Improvements and fixes:

- The `readlines` and `writefile` built-in tools have been made more robust with respect to closing file streams in case of I/O errors (issue [#571](#)).
- The `readlines` built-in tool now uses the UTF-8 encoding when reading files, rather than the platform's default encoding (issue [#571](#)).
- The `readlines` and `writefile` built-in tools now have improved documentation (issue [#571](#)).

- The ToolDef interpreter's help text now properly explains the tool's exit codes (issue [#573](#)).
- The ToolDef interpreter documentation has been slightly improved (issue [#578](#)).

5.14. Version 0.9 (2023-03-31)

Improvements and fixes:

- The ToolDef documentation has some improvements related to 'file separator' terminology (issue [#450](#)).
- The ToolDef documentation for the `chfileext` tool has some formatting fixes (issue [#536](#)).

5.15. Version 0.8 (2022-12-21)

Improvements and fixes:

- The `filenewer` tool now only checks for modification time differences that are at least one millisecond (issue [#259](#)).
- Small documentation improvement for the `filenewer` tool documentation (issue [#456](#)).
- Normally, `.tooldef` files are opened with the ToolDef text editor. Large files are now however opened with the default non-ToolDef text editor to avoid performance issues. You can open a file in an editor of your choosing by right clicking it and selecting **Open With** and then selecting the editor of your choosing, or choosing **Other...** to open a dialog to choose from a larger selection of editors (issue [#199](#)).

5.16. Version 0.7 (2022-09-30)

New features:

- The ToolDef text editor now has theming support, and comes with a dark theme in addition to the existing light theme. The text editor now automatically uses its dark theme when the Eclipse built-in dark theme is used, and uses a light theme otherwise. The text editor theming behavior can be configured via the Eclipse Preferences dialog (issue [#347](#)).

Improvements and fixes:

- The ToolDef text editor light theme's default color has changed from a near-black slightly-brown color to pure black (issue [#347](#)).

5.17. Version 0.6 (2022-07-07)

Improvements and fixes:

- Links in the documentation to non-ToolDef ESCET documentation webpages now use version-specific URLs (issue [#386](#)).
- The issue numbers in the release notes now link to the corresponding GitLab issue (issue [#396](#)).
- Small website style improvements (issue [#367](#)).

5.18. Version 0.5 (2022-03-29)

Improvements and fixes:

- The release notes for each version now contain the release date, with the exception of milestone releases and release candidates (issue [#314](#)).

5.19. Version 0.4 (2021-12-17)

Improvements and fixes:

- Introduced a brand new website (issue [#35](#)).
- Many website URLs have changed due to various website structure changes (issues [#35](#) and [#73](#)).
- Various documentation/website textual improvements, style improvements and other changes (issues [#35](#) and [54](#)).
- Multiple small error message improvements (issue [#248](#)).

5.20. Version 0.3 (2021-10-01)

Improvements and fixes:

- The website and Eclipse help now use multi-page HTML rather than a single HTML file, although the website still contains a link to the single-page HTML that allows easily searching the full documentation (issue [#36](#)).
- Enabled section anchors for documentation on the website, and disabled section anchors for Eclipse help (issue [#36](#)).
- Several small documentation fixes and improvements (issue [#166](#)).

5.21. Version 0.2 (2021-07-07)

This release contains no specific changes for ToolDef.

5.22. Version 0.1 (2021-04-02)

The first release of ToolDef as part of the Eclipse ESCET project. This release is based on the initial contribution by the Eindhoven University of Technology (TU/e).

Most notable changes compared to the last TU/e release:

- We no longer use separate language and tool versions. The `.tooldef2` file extension has been changed to `.tooldef` as part of this change.

Chapter 6. Legal

The material in this documentation is Copyright (c) 2010, 2026 Contributors to the Eclipse Foundation.

Eclipse ESCET and ESCET are trademarks of the Eclipse Foundation. Eclipse, and the Eclipse Logo are registered trademarks of the Eclipse Foundation. Other names may be trademarks of their respective owners.

License

The Eclipse Foundation makes available all content in this document ("Content"). Unless otherwise indicated below, the Content is provided to you under the terms and conditions of the MIT License. A copy of the MIT License is available at <https://opensource.org/licenses/MIT>. For purposes of the MIT License, "Software" will mean the Content.

If you did not receive this Content directly from the Eclipse Foundation, the Content is being redistributed by another party ("Redistributor") and different terms and conditions may apply to your use of any object code in the Content. Check the Redistributor's license that was provided with the Content. If no such license exists, contact the Redistributor. Unless otherwise indicated below, the terms and conditions of the MIT License still apply to any source code in the Content and such source code may be obtained at <https://www.eclipse.org>.

Third Party Content

The Content includes items that have been sourced from third parties as set out below. If you did not receive this Content directly from the Eclipse Foundation, the following is provided for informational purposes only, and you should look to the Redistributor's license for terms and conditions of use.

- *Font Awesome*

The Content includes parts of [Font Awesome](#). Font Awesome is licensed under the [SIL Open Font License 1.1](#).

SPDX-License-Identifier: OFL-1.1

- *Highlight.js*

The Content includes parts of [highlight.js](#). Highlight.js is licensed under the [BSD 3-Clause License](#).

SPDX-License-Identifier: BSD-3-Clause

- *MathJax*

The Content includes parts of [MathJax](#). MathJax is licensed under the [Apache License, Version 2](#).

SPDX-License-Identifier: Apache-2.0

- *Wikipedia external link icon*

The Content includes the [Wikipedia external link icon](#). The external link icon is licensed under the [Creative Commons Attribution 4.0 International](#) license.

SPDX-License-Identifier: CC-BY-4.0

Index

@

!=, [29](#)

\$, [10](#)

*, [24](#)

+

binary, [22](#)

unary, [22](#)

-

binary, [23](#)

unary, [23](#)

/, [25](#)

<, [26](#)

<=, [27](#)

=, [28](#)

>, [27](#)

>=, [28](#)

A

abs, [30](#)

abspath, [58](#)

and, [20](#)

app, [52](#)

B

basename, [58](#)

C

ceil, [31](#)

chdir, [59](#)

chfileext, [59](#)

classpath

import, [6](#)

command line

execution, [75](#)

options, [75](#)

comments, [12](#)

multi line, [12](#)

single line, [12](#)

contains, [31](#)

cpdir, [63](#)

cpfile, [63](#)

curdir, [60](#)

D

del, [32](#)

delidx, [33](#)

diff, [64](#)

dirname, [60](#)

div, [25](#)

documentation

reference, [8](#)

user manual, [3](#)

double

literal, [11](#)

E

empty, [33](#)

endswith, [34](#)

entries, [35](#)

enumerate, [35](#)

err, [51](#)

errln, [51](#)

ESCET IDE

execution, [75](#)

options, [75](#)

exec, [54](#)

execution

command line, [75](#)

ESCET IDE, [75](#)

exists, [65](#)

F

fileext, [61](#)

filenewer, [66](#)

filesize, [67](#)

find, [67](#)

floor, [35](#)

fmt, [36](#)

G

grammar, [9](#), [13](#)

H

hasfileext, [61](#)

I

identifiers, [10](#)

import

classpath, [6](#)

Java method, [6](#)

- plugin method, 7
- ToolDef script, 4
- ToolDef tool, 5

indexof, 36

int

- literal, 11

interpreter, 74

isdir, 68

isfile, 69

J

Java method

- import, 6

join, 37

K

keys, 38

keyword

- escaping, 10

keywords, 9

L

language

- features, 2

lastindexof, 38

legal, 80

ln, 39

log, 40

long

- literal, 11

lower, 40

ltrim, 40

M

max, 41

min, 41

mkdir, 69

mod, 26

mkdir, 70

mvfile, 70

N

names, 11

not, 20

number

- literal, 11

O

options

- command line, 75
- ESCET IDE, 75

or, 21

out, 50

outln, 51

P

pathjoin, 61

plugin method

- import, 7

pow, 42

R

range, 42

readlines, 71

release

- notes, 75

replace, 43

reverse, 43

rmdir, 72

rmfile, 72

round, 44

rtrim, 44

S

scriptpath, 62

size, 45

sorted, 45

split, 46

sqrt, 46

startswith, 47

str, 47

strdup, 48

string

- literal, 12

subset, 48

syntax

- comments, 12
- double, 11
- grammar, 13
- identifier, 10
- keyword escaping, 10
- keywords, 9
- lexical, 9
- name, 11
- number, 11

- string, [12](#)
- terminals, [10](#)
- whitespace, [12](#)

T

- terminals, [10](#)
- tooldef, [56](#)
- ToolDef script
 - import, [4](#)
- ToolDef tool
 - import, [5](#)
- tooling
 - features, [2](#)
- trim, [49](#)

U

- upper, [49](#)
- user manual
 - documentation, [3](#)

V

- values, [49](#)

W

- whitespace, [12](#)
- writefile, [73](#)